

VALENT® RGBW TAPE LIGHT TERMINAL BLOCK

Screw-down connector for easy, secure connections with the VALENT® RGBW tape light. Fits inside channels for a clean, professional installation.

Date _____

Project Notes _____



FEATURES

- Quick and hassle-free installation
- Compact design for versatile applications
- Reliable and secure RGBW connections



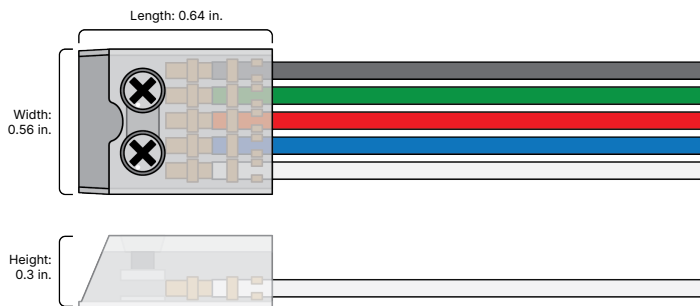
ORDERING CODES & SPECIFICATIONS

| | DI-TB-RGBW-36SPL-TTW | DI-TB-RGBW-96SPL-TTW |
|----------------------------|---|---|
| Warranty | 5 Year | 5 Year |
| Voltage | 24V | 24V |
| Lead Wire A | 36 in. Bare Lead 20/5 AWG UL 2464 Wire with Strain Relief | 96 in. Bare Lead 20/5 AWG UL 2464 Wire with Strain Relief |
| Maximum Load | 24V - 4A | 24V - 4A |
| Environment | Indoor / Damp Location | Indoor / Damp Location |
| Ambient Temperature | -4 ~ 122°F (-20 ~ 50°C) | -4 ~ 122°F (-20 ~ 50°C) |
| Dimensions | 0.64 × 0.56 × 0.3 in. (L x W x H) | 0.64 × 0.56 × 0.3 in. (L x W x H) |

MECHANICAL DIAGRAMS

DI-TB-RGBW-36SPL-TTW

DI-TB-RGBW-96SPL-TTW



COMPATIBILITIES

CHANNELS

- 1-INCH MUD-IN
- 16MM SQUARE
- 2-INCH MUD-IN
- 20MM ROUND
- 20MM SQUARE
- 45°
- A1
- RECESSED
- S2
- S45
- SCONCE

TAPE LIGHTS

- VALENT RGBW

QUANTITIES

| | |
|--------------------------|-----------|
| DI-TB-RGBW-36SPL-TTW-1 | 1 |
| DI-TB-RGBW-36SPL-TTW-25 | 25 |
| DI-TB-RGBW-36SPL-TTW-25B | 25 (Bulk) |
| DI-TB-RGBW-96SPL-TTW-1 | 1 |
| DI-TB-RGBW-96SPL-TTW-25 | 25 |
| DI-TB-RGBW-96SPL-TTW-25B | 25 (Bulk) |



VALENT® RGBW TAPE LIGHT TERMINAL BLOCK

Screw-down connector for easy, secure connections with the VALENT® RGBW tape light. Fits inside channels for a clean, professional installation.

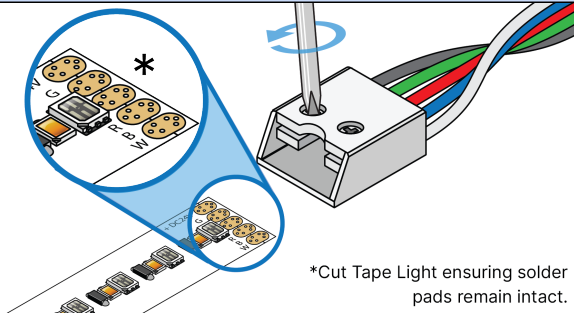
Date _____

Project Notes _____

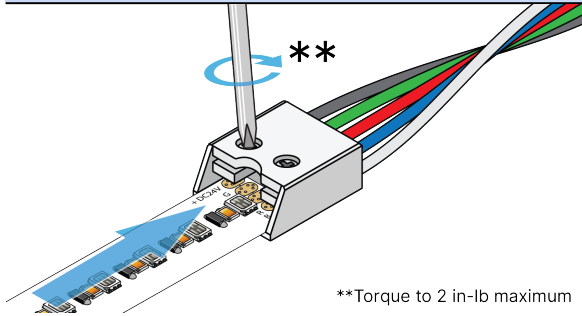


INSTALLATION

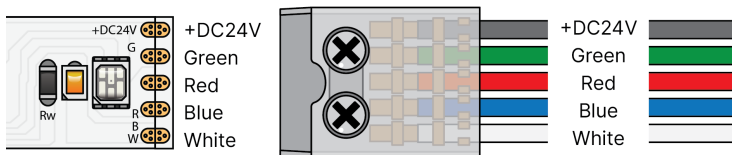
1. Cut Tape Light and Loosen Terminal



2. Insert Tape Light and Fasten Terminal



Terminal Block to Tape Light Alignment



WARRANTY

Limited Warranty

- 5 Year Limited Warranty

This warranty does not include the additional accessories referenced in this specification sheet. Complete warranty details for fixtures and additional accessories are available at www.diodeled.com/limited-warranty/ within the Policies section. For warranty related questions please contact product support.

Consumer's Acknowledgment

Elemental LED, Inc. stands behind its products when they are used properly and according to our specifications. By purchasing our products, the purchaser agrees and acknowledges that lighting design, configuration and installation is a complex process, wherein seemingly minor factors or changes in layout and infield adjustments can have a significant impact on an entire system. Choosing the correct components is essential. Elemental LED is able to work with the original purchaser to make an appropriate product selection to the extent of the limited information that the customer can provide, but it is virtually impossible for Elemental LED to design a system that foresees every unknown factor. For this reason, this Warranty does not cover problems caused by improper design, configuration or installation issues. Any statement from a Elemental LED employee or agent regarding a customer's bill of goods and/or purchase order is NOT an acknowledgment that the products purchased are designed and configured correctly. The purchase agrees and acknowledges that it is the customer's responsibility to adhere strictly to all information contained in the Product Specification Sheets.

There is often more than one way to design, configure and layout an LED lighting application properly to achieve the same lighting effect. Elemental LED strongly recommends that licensed professionals be used in the design and installation of lighting systems that include Elemental LED products. The specifications include important information that a designer and installer should carefully review and strictly follow. Qualified designers and certified and/or licensed installers, with access to the final installation environment, customer goals, and Elemental LED product specifications can make the requisite decisions appropriate for a successful finished lighting application.

CERTIFICATIONS

Safety

- Install in accordance with the National Electric Code, and local regulations.
- This product is intended to be installed and serviced by a qualified, licensed electrician.
- Ensure applicable wire is installed between driver, fixture, and any controls in between. When choosing wire, factor in voltage drop, amperage rating, and type (in-wall rated, wet location rated, etc.). Inadequate wire installation could overheat wires, and cause a fire.
- Do not modify or disassemble this product beyond instructions or the warranty will be void.

